

**ORACLE<sup>®</sup>**

---

**PRIMAVERA**

**New Features  
in Oracle Construction and Engineering  
Cloud Application Administration 16.2**

---

## COPYRIGHT & TRADEMARKS

Copyright © 2016, Oracle and/or its affiliates. All rights reserved.

Oracle is a registered trademark of Oracle Corporation and/or its affiliates. Other names may be trademarks of their respective owners.

This software and related documentation are provided under a license agreement containing restrictions on use and disclosure and are protected by intellectual property laws. Except as expressly permitted in your license agreement or allowed by law, you may not use, copy, reproduce, translate, broadcast, modify, license, transmit, distribute, exhibit, perform, publish or display any part, in any form, or by any means. Reverse engineering, disassembly, or decompilation of this software, unless required by law for interoperability, is prohibited.

The information contained herein is subject to change without notice and is not warranted to be error-free. If you find any errors, please report them to us in writing.

If this software or related documentation is delivered to the U.S. Government or anyone licensing it on behalf of the U.S. Government, the following notice is applicable:

### **U.S. GOVERNMENT RIGHTS**

Programs, software, databases, and related documentation and technical data delivered to U.S. Government customers are “commercial computer software” or “commercial technical data” pursuant to the applicable Federal Acquisition Regulation and agency-specific supplemental regulations. As such, the use, duplication, disclosure, modification, and adaptation shall be subject to the restrictions and license terms set forth in the applicable Government contract, and, to the extent applicable by the terms of the Government contract, the additional rights set forth in FAR 52.227-19, Commercial Computer Software License (December 2007). Oracle USA, Inc., 500 Oracle Parkway, Redwood City, CA 94065.

This software is developed for general use in a variety of information management applications. It is not developed or intended for use in any inherently dangerous applications, including applications which may create a risk of personal injury. If you use this software in dangerous applications, then you shall be responsible to take all appropriate fail-safe, backup, redundancy and other measures to ensure the safe use of this software. Oracle Corporation and its affiliates disclaim any liability for any damages caused by use of this software in dangerous applications.

This software and documentation may provide access to or information on content, products and services from third parties. Oracle Corporation and its affiliates are not responsible for and expressly disclaim all warranties of any kind with respect to third party content, products and services. Oracle Corporation and its affiliates will not be responsible for any loss, costs, or damages incurred due to your access to or use of third party content, products or services.

**NOTE: Duplication or distribution of this document without written permission from Oracle Corp. is prohibited.**

# New Features in Oracle Construction and Engineering Cloud Administration Application 16.2

Enhancements include:

- Manual Password Reset
- Partner Companies
- Unifier Bidder Users

The screenshot shows the Oracle Construction and Engineering Cloud Administration interface. At the top, there is a header with the Oracle logo and the text "Construction and Engineering Cloud Administration". Below this is a sub-header "Construction and Engineering - User Administration". The main content area displays a table of users with columns for "First Name", "Last Name", "Company", "Application Access", and "Email". A callout box highlights a user named "Steve Jones" with the company "bidder", stating "Bidder users now appear in the Administration Application." The table also includes a search bar and an "Actions" dropdown menu.

	First Name *	Last Name *	Company *	Application Access	Email *
+	Add a new user...				
<input checked="" type="checkbox"/>	Steve	Jones	bidder		sjone
<input type="checkbox"/>	Stacey	Wells	ABC Construction	PrimaveraGatewayUser, Pri...	swa
<input type="checkbox"/>				PrimaveraVirtualDesktopUser	sta
<input type="checkbox"/>				PrimaveraGatewayUser, Pri...	ro
<input type="checkbox"/>				PrimaveraGatewayDeveloper	ra
<input type="checkbox"/>				PrimaveraGatewayDeveloper	ra
<input type="checkbox"/>	Philip	Craig	ABC Construction	PrimaveraVirtualDesktopUser	ph
<input type="checkbox"/>	Phil	Stanley	ABC Construction	PrimaveraUsers	ps
<input type="checkbox"/>	Nancy	Neely	ABC Construction	PrimaveraGatewayDeveloper	nn
<input type="checkbox"/>			ABC Construction	PrimaveraVirtualDesktopUser	hola
<input type="checkbox"/>				PrimaveraVirtualDesktopUser	

# Assign Application Access

The process for assigning access has been simplified and renamed Application Access. Now you can assign access to cloud applications using a single Application Access field. (Previously, users were granted access to cloud applications by assigning them roles and application instances through a process called provisioning.)

The screenshot shows the Oracle Cloud Administration interface for 'Construction and Engineering - User Administration'. At the top, there is a header with the Oracle logo and the text 'Construction and Engineering Cloud Administration'. Below this is the page title 'Construction and Engineering - User Administration'. The main content area is titled 'Select users to display administrative actions.' and contains a table of users. A callout bubble points to the 'Application Access' column for the user 'Chris', with the text 'View Application Access in a single column.' The table has columns for 'First Name', 'Last Name', and 'Application Access'. The 'Application Access' column for 'Chris' contains the text 'BI Production Author'. Below the table, there is a section titled 'Application Access'.

<input type="checkbox"/>	First Name *	Last Name *	Application Access	Use
+	Add a new user			
<input checked="" type="checkbox"/>	Chris		BI Production Author	...
<input type="checkbox"/>	Dan		Prime Partner Production	
<input type="checkbox"/>	Dev		Primavera Unifier Production	
<input type="checkbox"/>	Jay		Primavera Unifier Production	
<input type="checkbox"/>	John		Primavera P6 Production, Primavera Unifier Production	
<input type="checkbox"/>	Jessica	Sams	Prime Partner Production	
<input type="checkbox"/>	Jill	Smith	Prime Partner Production	
<input type="checkbox"/>	Phil	Taylor	Primavera Unifier Production	

Total Users: 934

Application Access

**To access this feature:** Double-click in the Application Access column for a user, or select users and click Manage Application Access.

## Edit User Attributes

User attributes, such as name and email address, can now be edited directly in the Cloud Administration Application. This negates the need to edit these details in Oracle Identity Manager.



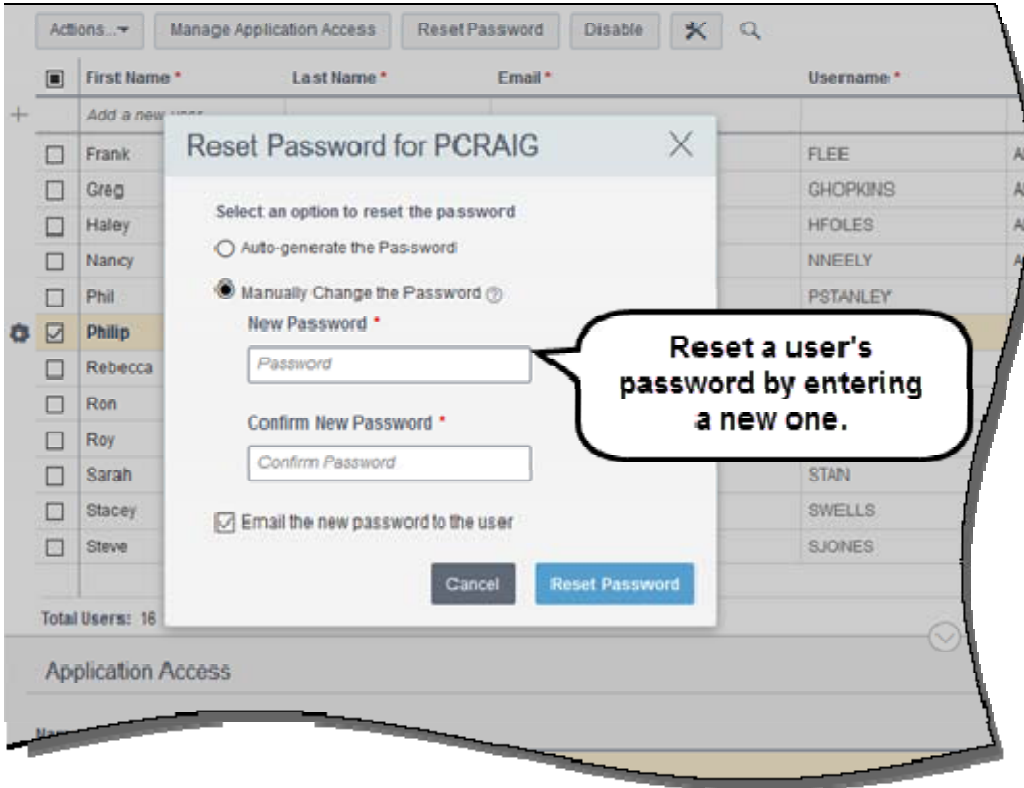
The screenshot shows the Oracle Cloud Administration interface for 'Construction and Engineering - User Administration'. It features a table of users with columns for First Name, Last Name, and Email. A callout box highlights the 'Frank' row, indicating that double-clicking on a cell allows editing the user attribute.

	First Name *	Last Name *	Email *
+ Add a new user...			
<input checked="" type="checkbox"/>	Frank	Lee	flee@test.com
<input type="checkbox"/>	Greg	Hopkins	ghopkns@test.com
<input type="checkbox"/>			hfoles@test.com
<input type="checkbox"/>			nneely@test.com
<input type="checkbox"/>			pstanley@test.com
<input type="checkbox"/>	Phillip	Craig	pcraig@test.com
<input type="checkbox"/>	Rebecca	Allister	rallister@test.com
<input type="checkbox"/>	Ron	Allen	rallen@test.com
		Boggs	rboggs@test.com
			stan@test.com

**To access this feature:** Double-click in a column to edit its value.

# Manual Password Reset

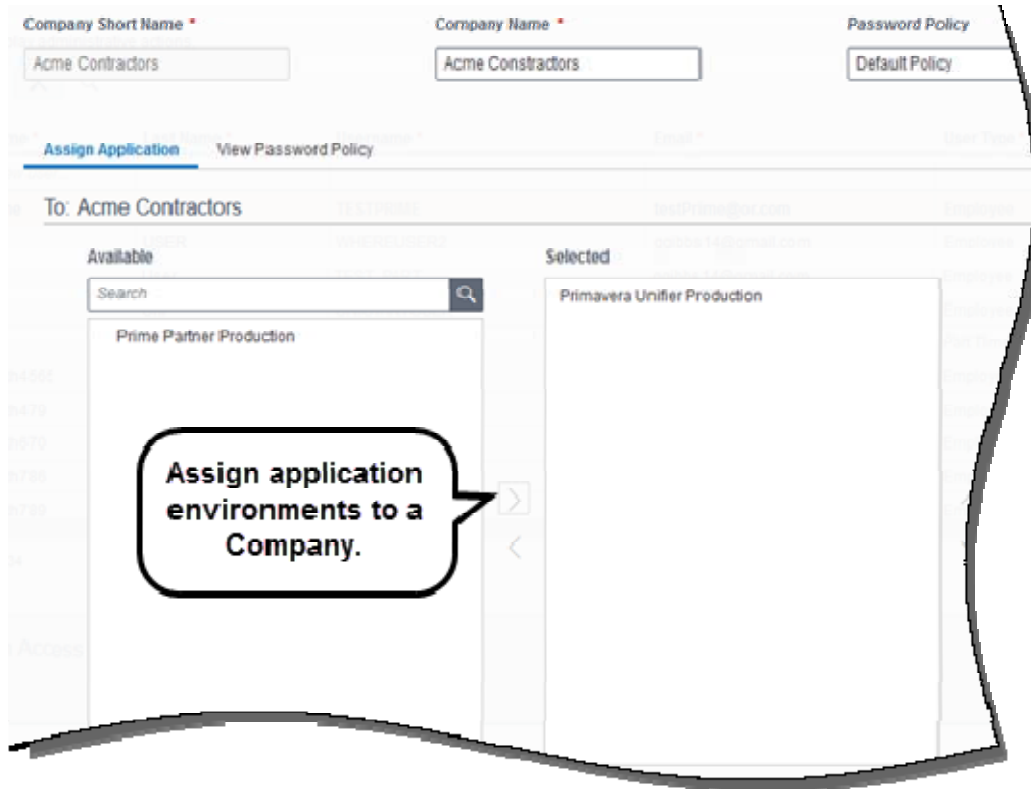
It is now possible to manually enter a new password for the user. This option is only available when resetting a password for a single user. (Previously, when resetting a user's password, a new password was auto-generated for him.)



**To access this feature:** Select the checkbox for a user and then click Reset Password.

## Partner Companies

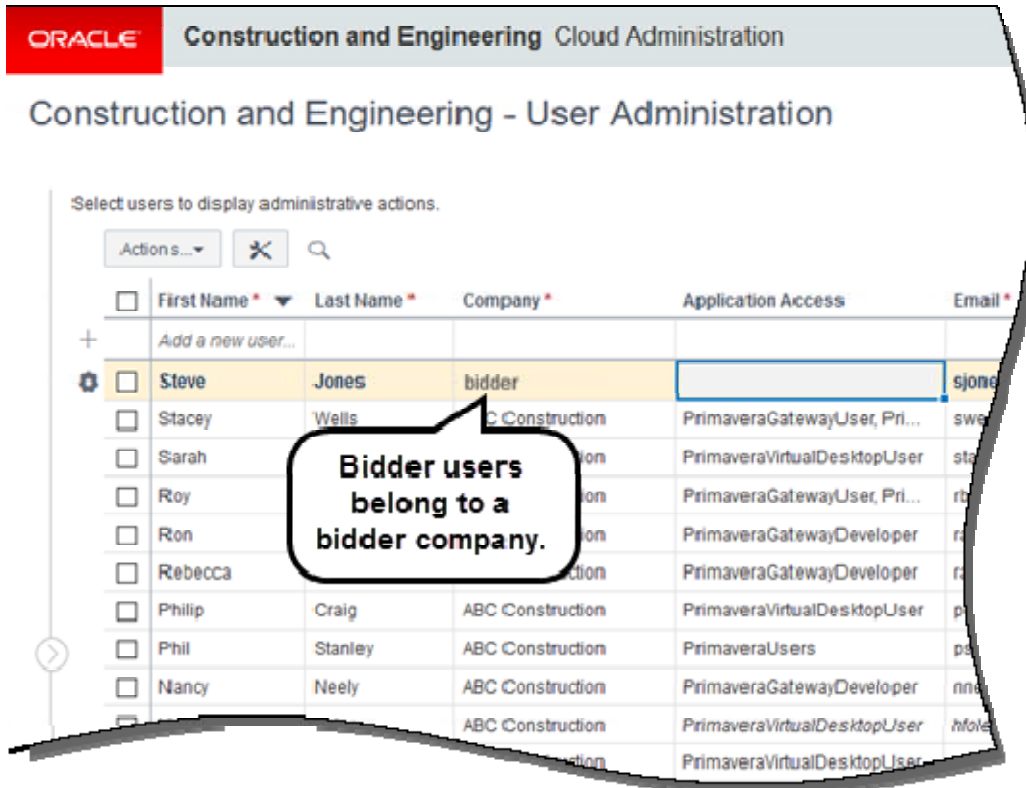
In previous versions, partner companies were added as Organizations in the Cloud Administration Application. Now, organizations are renamed as Companies. In addition, Prime and Primavera Unifier application environments can be assigned to Companies, negating the need to create the company in those applications.



**To access this feature:** Select Actions, Manage Companies.

## Unifier Bidder User

Bidder users, created in Primavera Unifier, are now automatically added and can be administered in the Cloud Administration Application. Because of this change, new users no longer need to wait five minutes after receiving the email with their credentials to log in. Note the Company and Application Access cannot be changed for a bidder user.

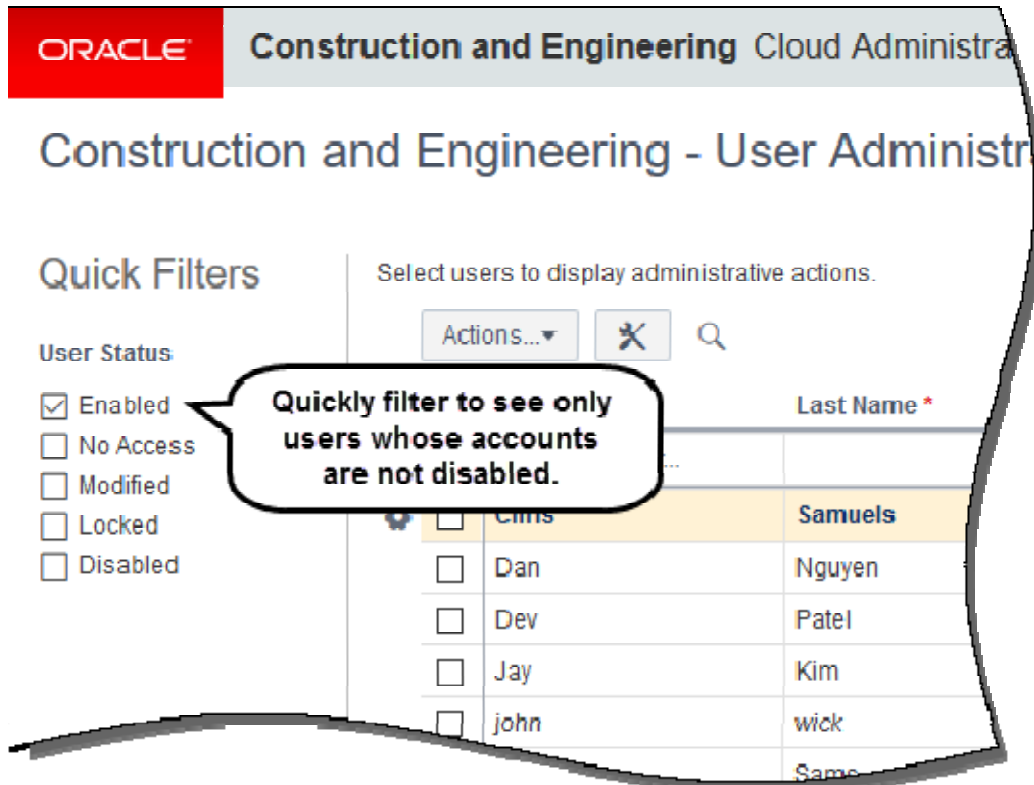


**To access this feature:** Bidder users automatically appear in the Cloud Administration Application after being created in Primavera Unifier.



## Enabled Filter

A new Quick Filter has been added for enabled users, allowing you to view all users except those whose accounts have been disabled.



The screenshot shows the Oracle Cloud Administration interface for 'Construction and Engineering - User Administration'. The 'Quick Filters' section on the left has the 'Enabled' checkbox checked. A callout box points to this checkbox with the text: 'Quickly filter to see only users whose accounts are not disabled.' The main table displays a list of users with checkboxes for selection. The 'Last Name' column is visible, and the first row is highlighted.

	Last Name *
<input checked="" type="checkbox"/>	Samuels
<input type="checkbox"/>	Nguyen
<input type="checkbox"/>	Patel
<input type="checkbox"/>	Kim
<input type="checkbox"/>	wick
<input type="checkbox"/>	Same

**To access this feature:** Click Enabled from the Quick Filters list.